



BCNET

The Need for Desktop Transformation:

**Desktop and Application Management
Beyond VDI**



1.800.661.7783

Western Canada's Choice for IT Solutions

Vancouver Victoria Calgary Edmonton

www.microserve.ca

Agenda



- Microserve & BCNet
- Workplace Transformation
- UniDesk Presentation



Introductions



Microserve & UniDesk

- Sylvain Jacob Sr. Sales Executive
- Ray Rai Unidesk Technical Consultant



Microserve & BCNet

- Microserve signed a MSA with BCNet's as the provider of all personal computers, laptops, notebooks and tablets
 - ◁ DELL Apple
 - ◁ HP Microsoft
 - ◁ Lenovo Acer

- Largest independent BC owned & operated IT solution provider
 - ◁ \$98M Revenue (FY2015)
 - ◁ 275 employees
 - ◁ Business In Vancouver 2015 Fastest Growing Companies (#40)
 - ◁ CDN 2014 Top Solution Providers in Canada (#19)

The Need for Desktop Transformation



- Users are demanding the ability to work,
 - ◁ Anywhere anytime
 - ◁ Access to any application on any device
 - ◁ Easy of use, simplicity – good user experience
- CIO and the business want,
 - ◁ Strategic alignment of IT and the business
 - Enable mobility, distributed workforce, device agnostic
 - ◁ Lower costs
 - ◁ Operational excellence
- IT requires,
 - ◁ Security
 - ◁ Control and Management of information
 - ◁ Operational efficiencies

The Need for Desktop Transformation



Windows Desktops

Physical vs Virtual

- Goal is to reduce costs – CapEx and OpEx
- Improve User Experience
- Extend Applications – support/enable remote users

Image Management

- Updates and Change Management
- Gold image x12 or 20 ... image sprawl

Physical Client Management vs Virtual

Both are very challenging

Focus should be on the Application

Application Management and Delivery

Work Place Transformation



• The Technology – User Centric Computing

◀ **Unified Work Space**

- Manage Traditional Applications and Modern SaaS Applications

◀ **Any Device, Any Application, Any Where, Any Time**

- Complete device independence

◀ **Stronger Security and Better user experience**

- Identity Management
- Cloud Access Security Broker
- Universal Directory (AD or LDAP Integration)

◀ **Single Sign On**

- Single set of credentials providing access to applications on prem, in the cloud on any device

◀ **Provisioning**

- Automate user on boarding with cloud applications
- Automated de-provisioning

Work Place Transformation



- The very nature of the workplace is changing fast. Work is getting done from multiple locations, on a range of mobile devices, wherever people are.
- By enabling a social and smart enterprise, you can ensure an open yet connected environment in which shared knowledge and data is always accessible, helping to increase business agility and velocity
- The role of technology in enabling change addresses the ways businesses can transform
 - ◀ Advanced collaboration that enables distributed mobile workers to solve problems and share information easily and without barriers
 - ◀ Productivity achieved by simplifying workflows and freeing workers from the burdens of computing

The Need for Desktop Transformation



Windows Desktop vs Unified Workspace

- ◁ Application aggregation
- ◁ Support for any application source
 - Legacy Apps, Citrix, Vmware VDI, MS RDS, Virtualized and SaaS
- ◁ Browser based
 - Device independence
 - Enables mobility, distributed work force
 - Anywhere, anytime, any application
- ◁ Secured access and Control for IT
- ◁ Ease of use for users
 - Application catalogue
 - Single Sign on
 - BYOD



Ray Rai unidesk Consultant



1.800.661.7783
16-05-04

Western Canada's Choice for IT Solutions

Vancouver Victoria Calgary Edmonton

www.microserve.ca



The New Standard in Windows App Management

All Apps | Any Cloud | Managed Once

The Unidesk logo is set against a background of three overlapping, semi-transparent shapes: a large blue shape at the top, a dark green shape in the middle, and a yellow shape at the bottom right.

unidesk[®]



"... support for Microsoft VDI lets customers **eliminate third-party connection broker and hypervisor software license fees.**"



250,000 apps layered

Gartner

"... Unidesk offers the **most mature layering** technology."

unidesk®

Unidesk separates Windows apps from infrastructure so they are managed once, freeing IT to enhance mobility, reduce costs, and improve service.

2008

Founded 2008

Based in Boston, MA USA



1,400 Customers



Inventor of app layering

About Unidesk





Broad customer adoption



Some of our BC & Canadian EDU customers



Microsoft Partner
Gold Data Center

Microsoft
Enterprise Cloud Alliance



Our ecosystem partners



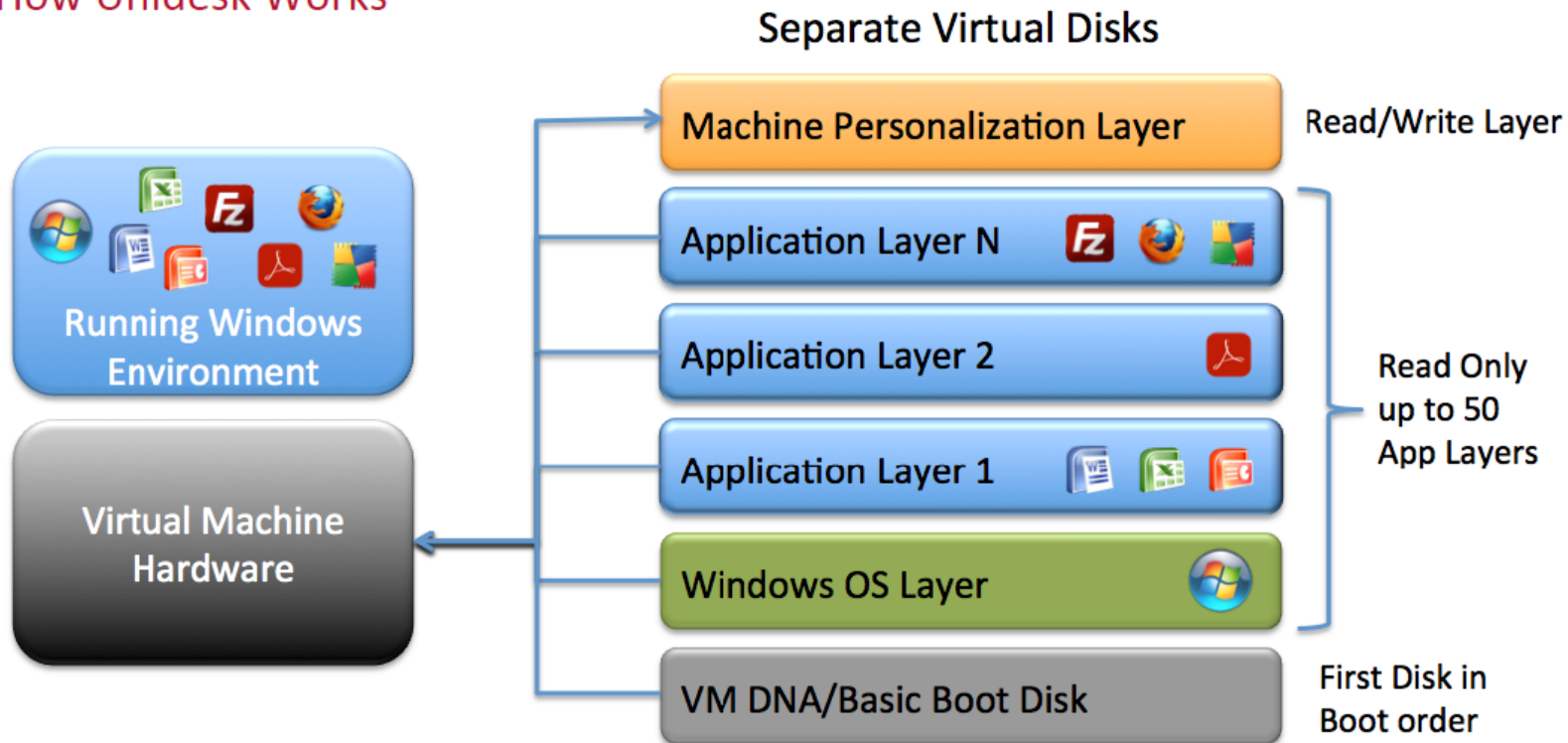
Legacy Application Management is Complex and Costly

- 3-40 hours to package 1 application
- Tier 2/3 IT skill sets required
- 30% of apps (+/-) cannot be virtualized
- Multiple gold images to patch
- Application isolation issues
- Different tools needed for different platforms
 - Citrix XenApp / RDSH
 - VDI
 - Cloud

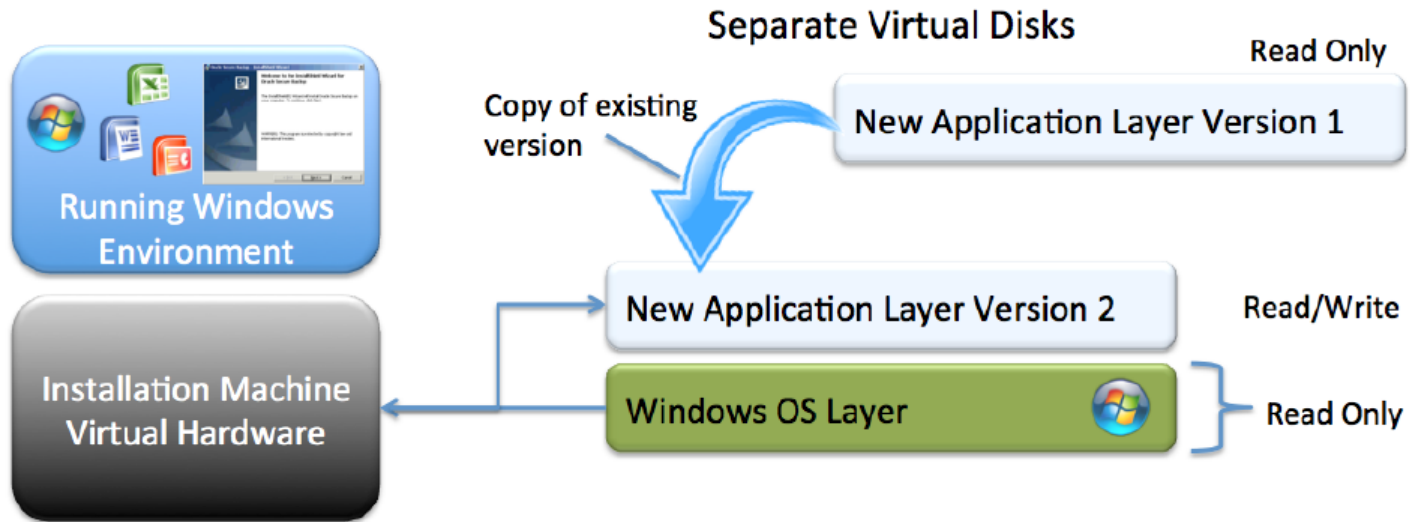


The problem

How Unidesk Works



Versioning (updating) an application layer



Application Layer Repair

Collection Reassignment

Session Host Details

Application Assignment

Session Host Settings

Maintenance Schedule

Confirm and Complete

Edit Session Host Wizard - Application Assignment

Select the Application Layers to include in the Session Host. Expand a Layer to select a specific version. The selection is limited to Layers created using the OS Layer assigned to the Collection.

Available Layers

	RDSH Lync 2013 - x	<input type="checkbox"/>	<input type="button" value="Repair"/>
	RDSH Notepad++ - 6.7	<input type="checkbox"/>	
	RDSH Office - 2013 - Patch APR15	<input checked="" type="checkbox"/>	
	RDSH OpenOffice - 4.1	<input type="checkbox"/>	
	RDSH Project - 2013x	<input type="checkbox"/>	
	RDSH Webex - 14APR15	<input type="checkbox"/>	

Modified

TestRDSH1

APP	RDSH Webex	14APR15
APP	RDSH Do PDF	8.2
APP	RDSH...	7.1.5
APP	RDSH XenApp 7...	7.x
APP	RDSH Office	2013 - Patch...
APP	RDSH Notepad++	6.7
APP	RDSH Firefox	37.01
APP	RDSH Adobe...	11
OS	Win2012 R2 RDSH	02APR15

Collection Assignment

Collection Name: TestRDSH

Session Host Settings


Session Host Details

Number of CPU's: 2
Memory: 4096

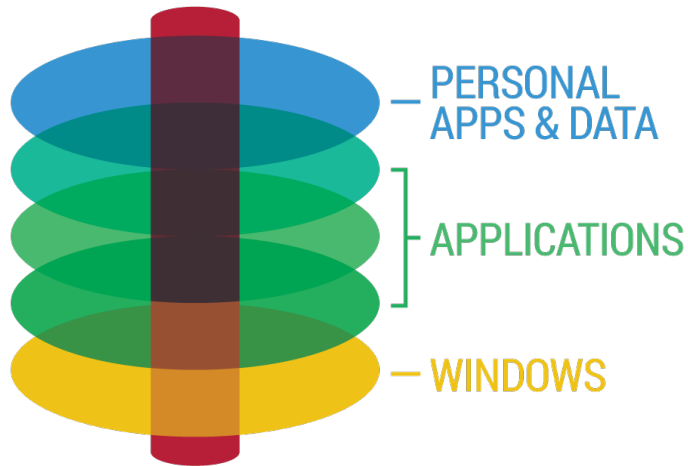
Storage Settings

User Data Storage (GB): 20

©2016 Unidesk Corporation



unidesk®



1. Out-of-band layering
2. Elastic layering

1

OS & App to Manage

99%+

App Compatibility

80%

Faster Packaging

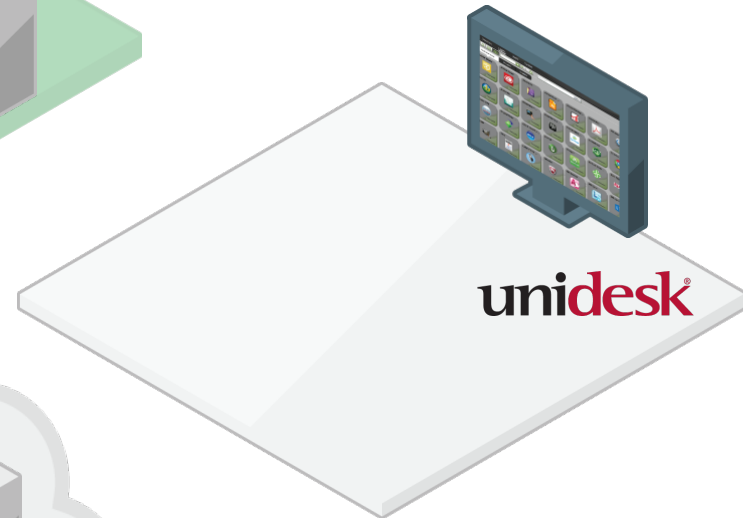

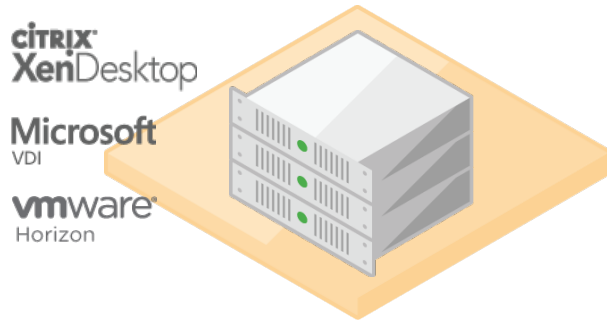
All

Hypervisors, EUC Platforms & Clouds

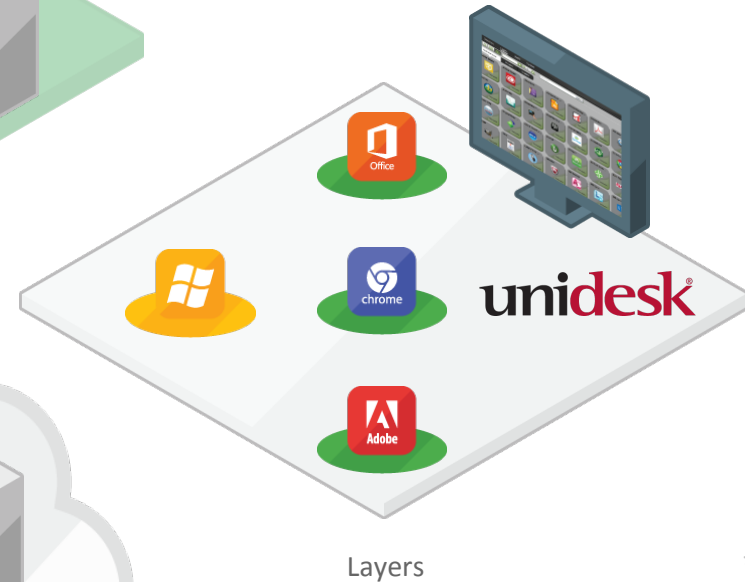

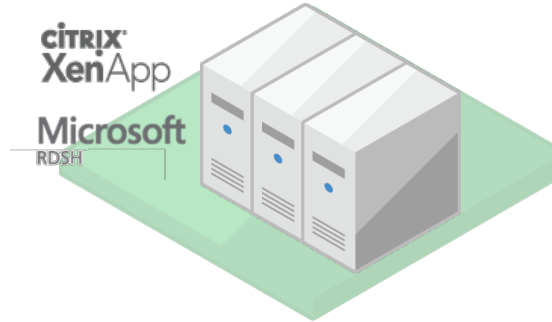
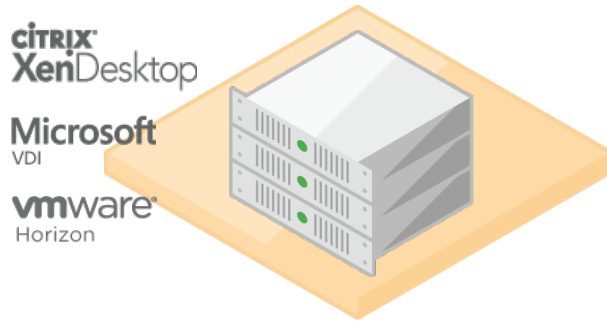
Unidesk Application Layering



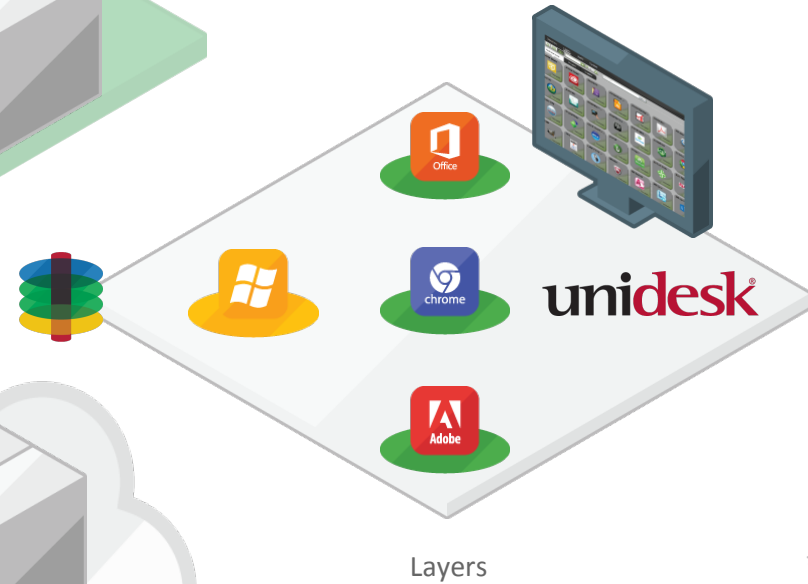
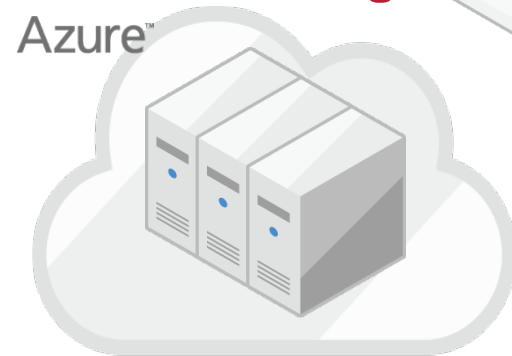
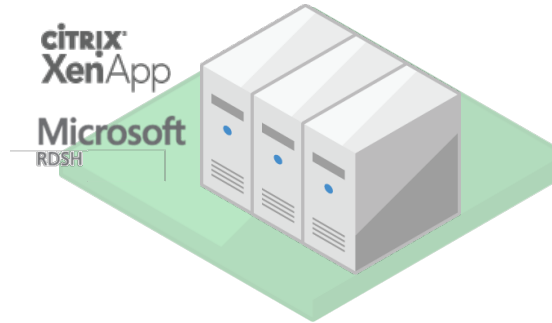
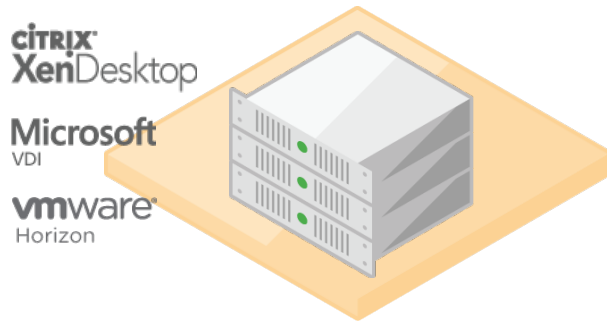
unidesk®



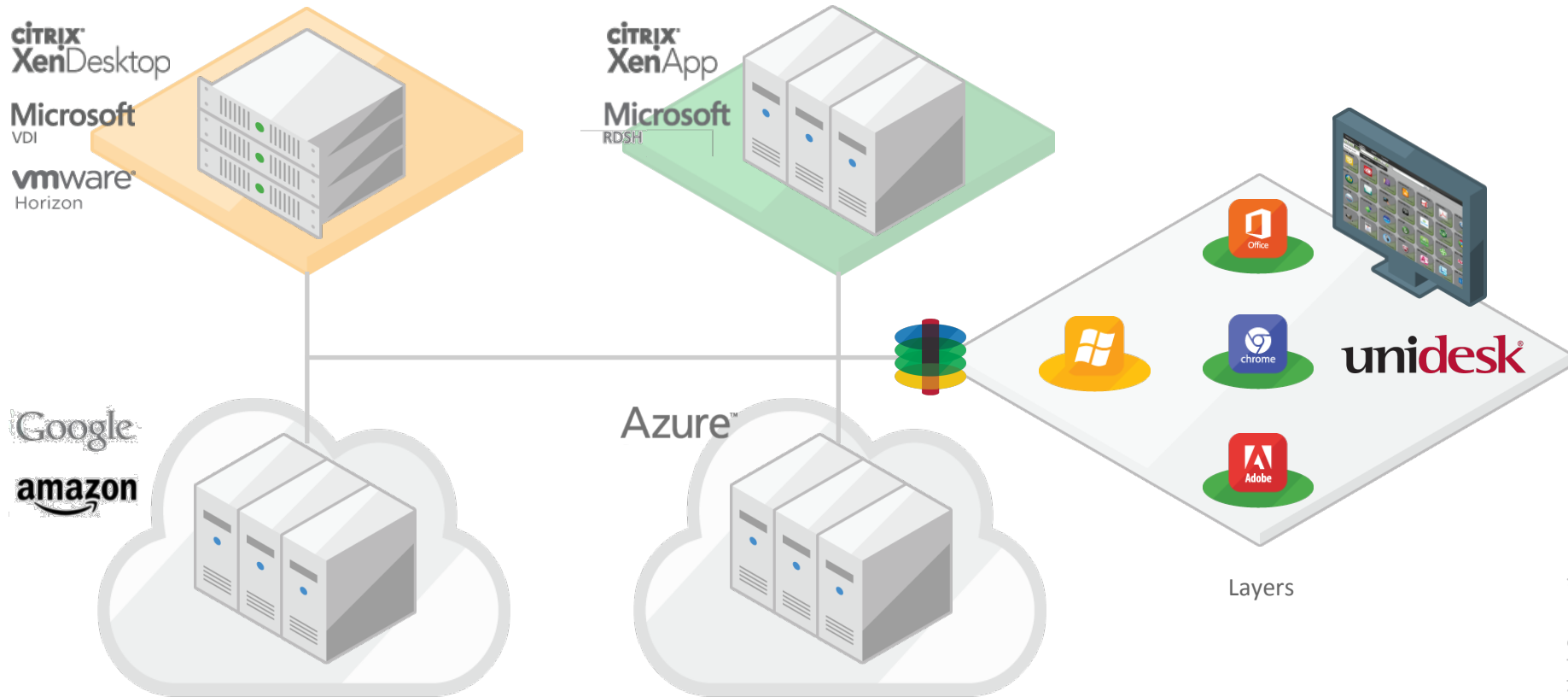
App & image management simplicity



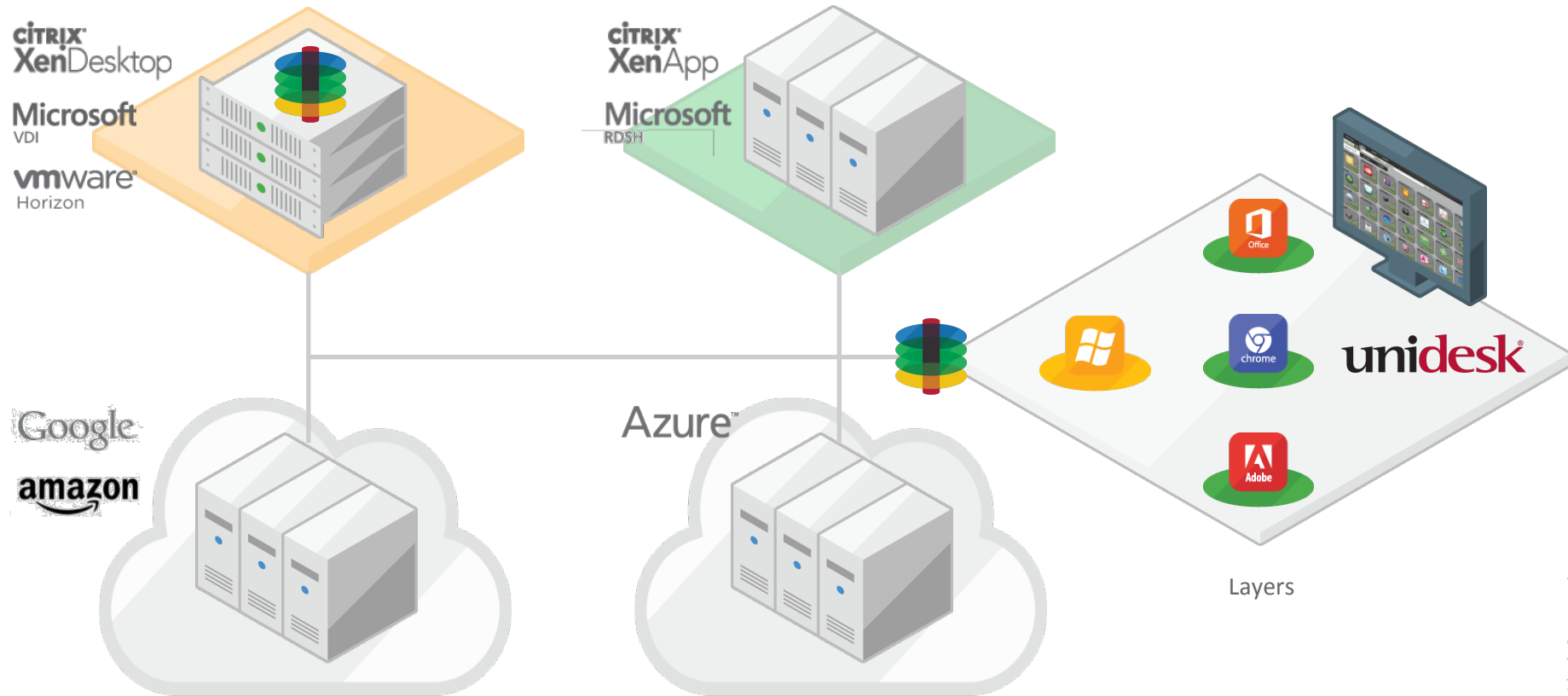
Package apps separate from infrastructure



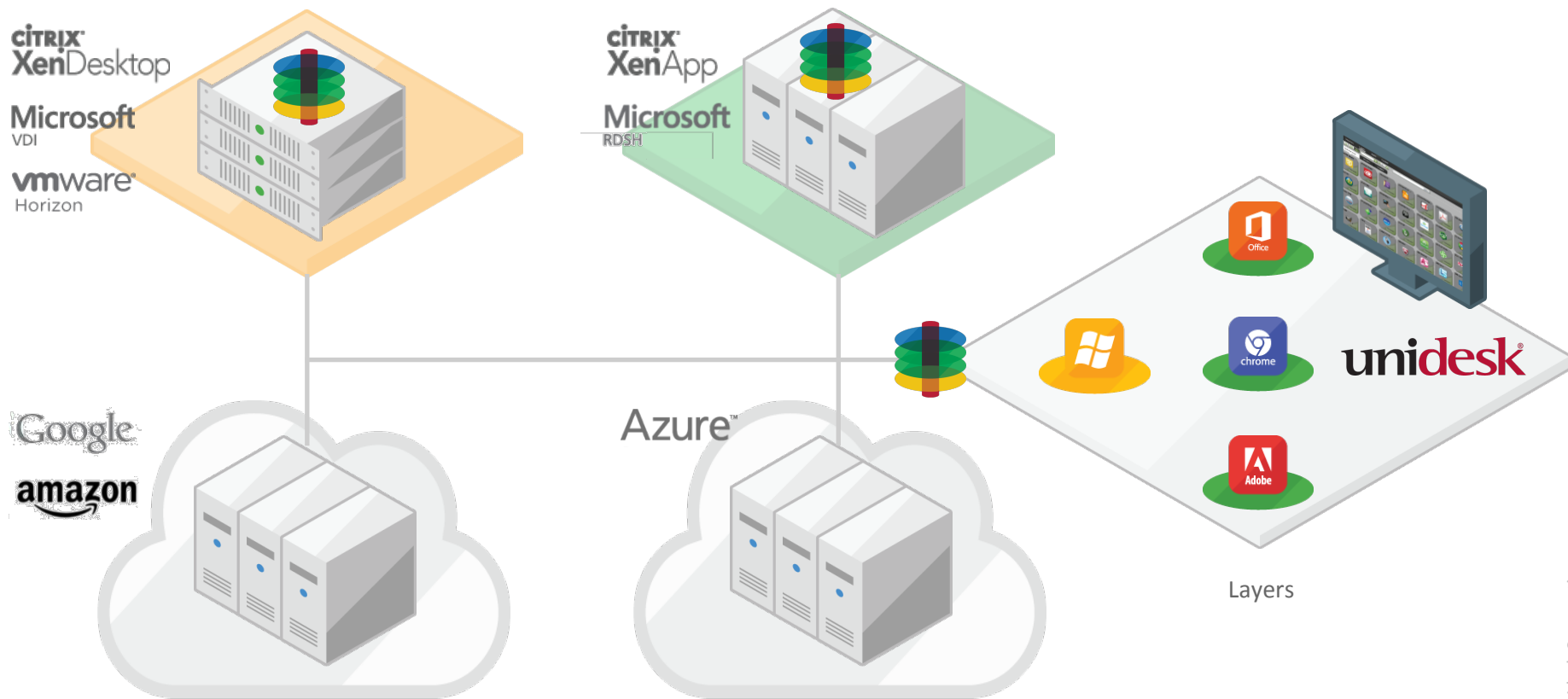
Combine layers as needed for different users



Deliver layers anywhere

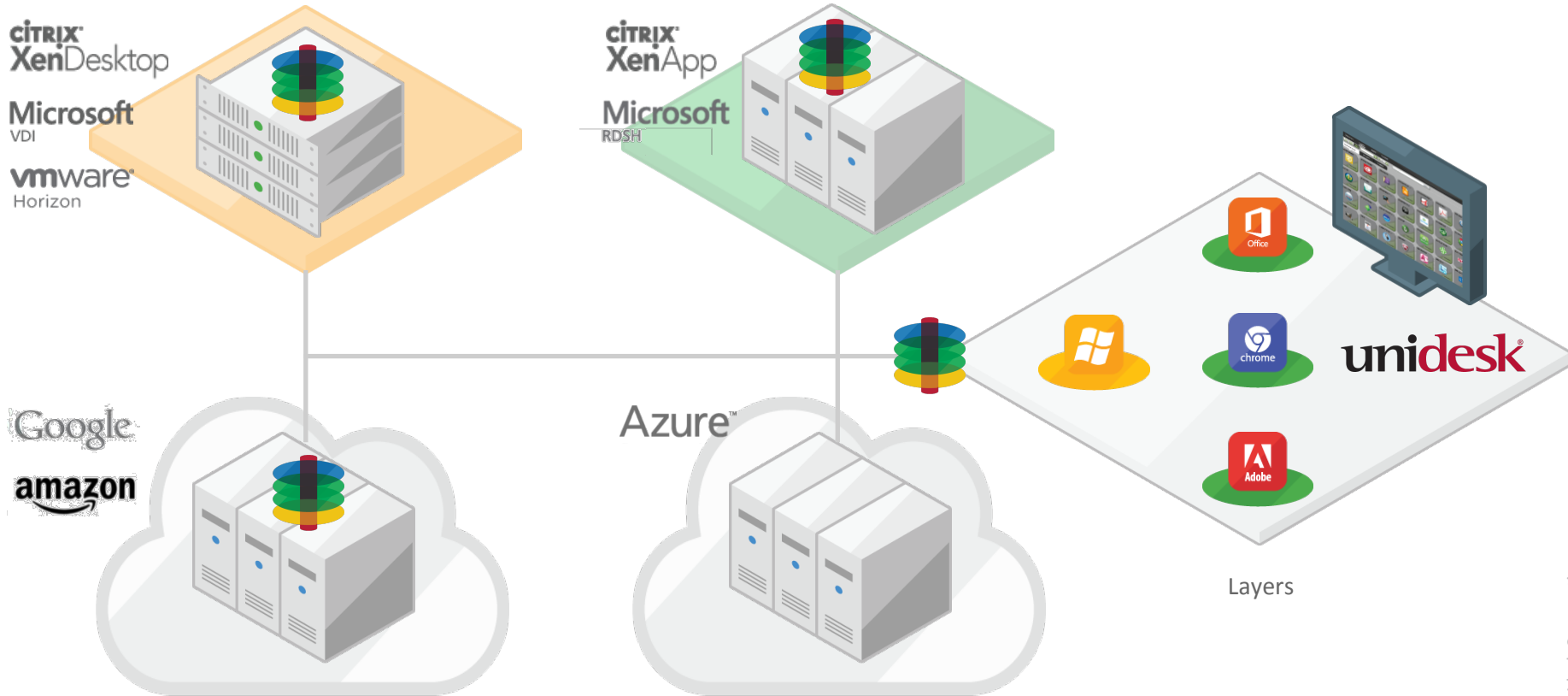


Deliver layers anywhere

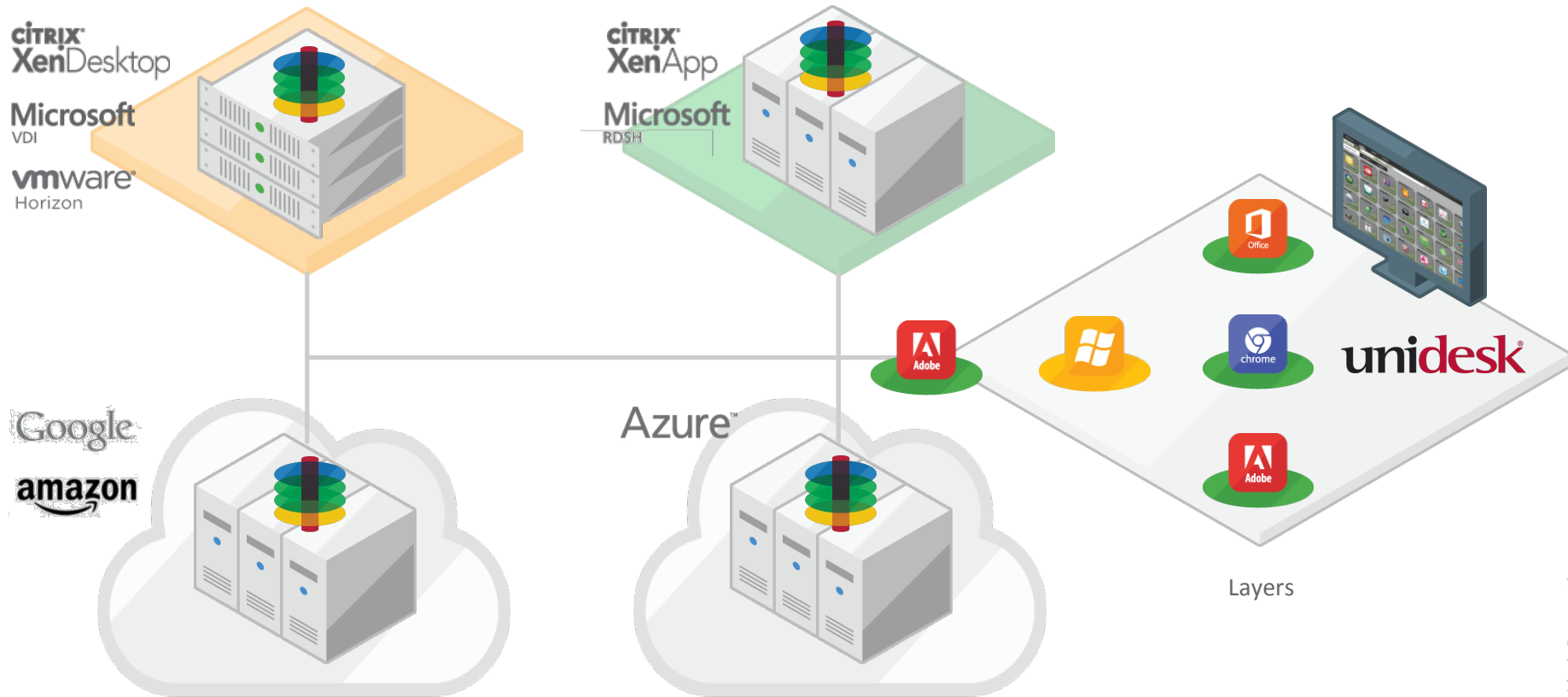


Maximize enterprise agility and flexibility

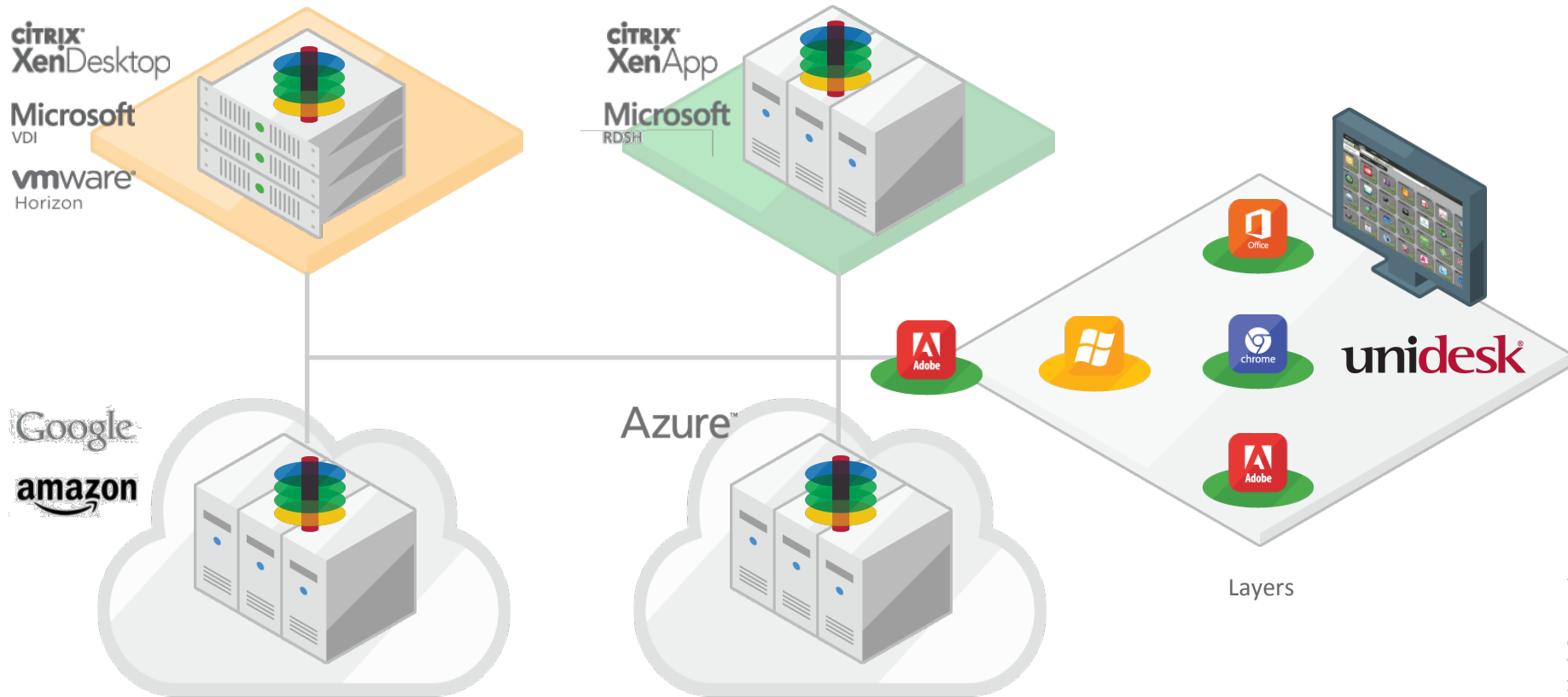
unidesk®



Maximize enterprise agility and flexibility



Coming soon: Elastic Layering™



Coming soon: Session Containers™



unidesk[®]

What Unidesk Means To Your Business

A decorative graphic in the bottom right corner consisting of overlapping curved shapes in blue, green, and yellow. The Unidesk logo is overlaid on the blue section.

unidesk[®]



Bob Yuen
System Administrator
Simon Fraser Univ.

“We have 1 Windows OS layer to manage, and every application is another layer. Our desktops are a combination of the Lego blocks of these layers, and I don’t have to create a whole new image just to add an application that someone needs. We've been able to achieve the install-once, patch-once efficiency that has previously been a myth, even as we've scaled from 100 desktops to over 2,300.”

App Management

unidesk

End User Computing

vmware
Horizon

Reduce app management costs up to 80%



unidesk



The New Standard in Windows App Management

All Apps | Any Cloud | Managed Once

The Unidesk logo is set against a background of three overlapping, semi-transparent shapes: a large blue shape at the top, a dark green shape in the middle, and a yellow shape at the bottom right.

unidesk[®]



1. Visit us here at Booth Microserve Booth
2. Visit SFU's datacenter to see Unidesk in action
3. Install a free trial of Unidesk in your Citrix, RDSH, or VDI environment: www.unidesk.com/trial
4. Learn more: www.unidesk.com
5. Follow us: [@UnideskCorp](https://twitter.com/UnideskCorp)

Next steps

Thank you for your time!

